Chart Discussion: Fri-27-Nov-2026 (Harvey Stern)

Melbourne Long Range Forecast for the Upcoming Period



Next Two Weeks' GFS Melbourne Forecast (1)

Day	Date	Month	Year	Weather	Temperatures	Rain Amt	Rain Prob	9am Wind	3pm Wind	Synoptic Type	MSLP Melb	MSLP Hay	MSLP Smith	MSLP Gabo	MSLP Gamb	MSLP For
Fri.	27	Nov	2026	FEW SHOWERS	17.6°C to 28.2°C	8.2 mm	60%	N 15 km/hr	N 20 km/hr	Moderate NNE Anticyclonic	19.6	17.5	21.1	22.5	15.6	16.6
Sat.	28	Nov	2026	RAIN	17.9°C to 22.7°C	8.4 mm	92%	WNW 15 km/hr	WSW 20 km/hr	Moderate WSW Cyclonic	6.1	7.9	-0.2	7.6	10	22.1
Sun.	29	Nov	2026	OCCASIONAL SHOWERS	13.4°C to 18.8°C	2 mm	75%	SW 15 km/hr	SSW 20 km/hr	Moderate SSW Cyclonic	13.1	13.1	10.7	9.9	16.3	24.9
Mon.	30	Nov	2026	BECOMING CLOUDY	12.3°C to 17.5°C	0 mm	31%	SW 15 km/hr	SSW 20 km/hr	Moderate SSW Cyclonic	19	18.8	16.8	15.3	21.5	24.4
Tue.	01	Dec	2026	MOSTLY SUNNY	11.1°C to 23.1°C	0 mm	14%	VRB 3 km/hr	SSE 12 km/hr	Light Variable Antiycylonic	22.1	21	20.9	22.3	22.2	17.6
Wed.	02	Dec	2026	MOSTLY SUNNY	13.9°C to 29.3°C	0 mm	14%	N 15 km/hr	NNW 20 km/hr	Light NNW Anticyclonic	17.9	18	16.6	18	16.3	11.3
Thu.	03	Dec	2026	SUNNY	17.4°C to 33.6°C	0 mm	3%	N 35 km/hr	N 25 km/hr	Moderate NNW Anticyclonic	14.3	15.1	12.7	16.5	9.7	3.3

Next Two Weeks' GFS Melbourne Forecast (2)

Day	Date	Month	Year	Weather	Temperatures	Rain Amt	Rain Prob	9am Wind	3pm Wind	Synoptic Type	MSLP Melb	MSLP Hay	MSLP Smith	MSLP Gabo	MSLP Gamb	MSLP For
Fri.	04	Dec	2026	MOSTLY SUNNY	19.9°C to 35.5°C	0 mm	13%	N 35 km/hr	NW 35 km/hr	Strong WNW Cyclonic	8.5	12.7	4.8	11.5	4	12
Sat.	05	Dec	2026	BECOMING CLOUDY	15.2°C to 18.8°C	0 mm	37%	SSW 15 km/hr	S 20 km/hr	Moderate SSE Cyclonic	20.6	17.8	18.4	17.7	22.9	22.7
Sun.	06	Dec	2026	PARTLY CLOUDY	12.5°C to 22.6°C	0 mm	20%	S 5 km/hr	S 15 km/hr	Light ENE Anticyclonic	23.7	21.2	23.7	24.4	23.4	19.2
Mon.	07	Dec	2026	MOSTLY SUNNY	12.9°C to 20.5°C	0 mm	19%	SW 10 km/hr	S 15 km/hr	Light SSW Cyclonic	14.9	14.9	14.2	14.7	16.8	15.2
Tue.	08	Dec	2026	MOSTLY CLOUDY	12.7°C to 18.2°C	0 mm	31%	SSW 15 km/hr	S 20 km/hr	Moderate SSE Antiyclonic	18.7	14.9	18.2	16.5	20.8	16.1
Wed.	09	Dec	2026	BECOMING SUNNY	11.7°C to 18.4°C	0 mm	16%	SW 15 km/hr	S 20 km/hr	Moderate SSW Antiyclonic	18.6	16.7	14.7	15	21	16.5
Thu.	10	Dec	2026	SUNNY	12.2°C to 19.4°C	0 mm	7%	SSW 10 km/hr	S 15 km/hr	Light SSE Antiyclonic	19.4	16.6	16.9	16.9	20.6	13.2
Fri.	11	Dec	2026	MOSTLY SUNNY	13.8°C to 28°C	0 mm	19%	N 10 km/hr	S 15 km/hr	Light NNE Anticyclonic	12.2	10.9	11.7	13.9	11.3	7

Chart Discussion: Fri-27-Nov-2026 (Harvey Stern)

Last Week's NWP Models: Thu-26-Nov-2026

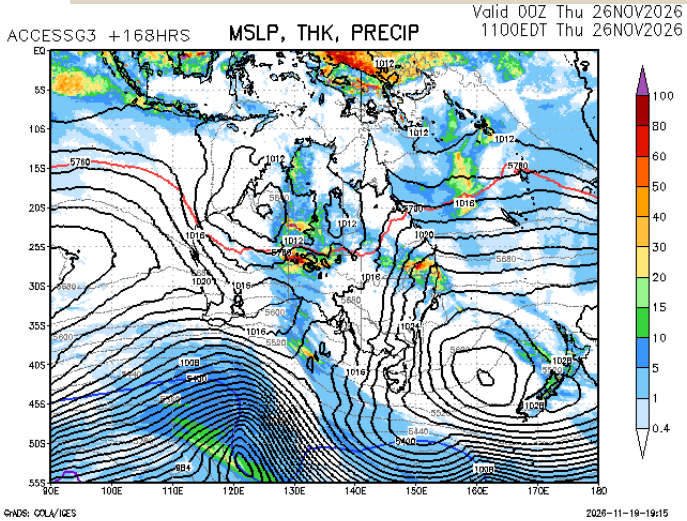

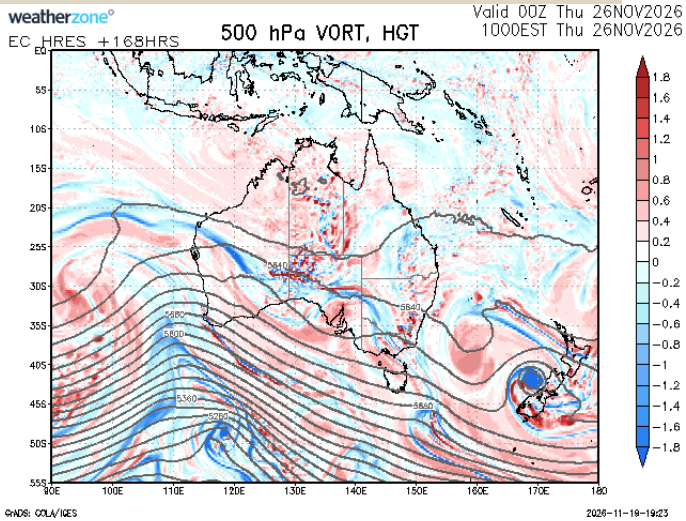

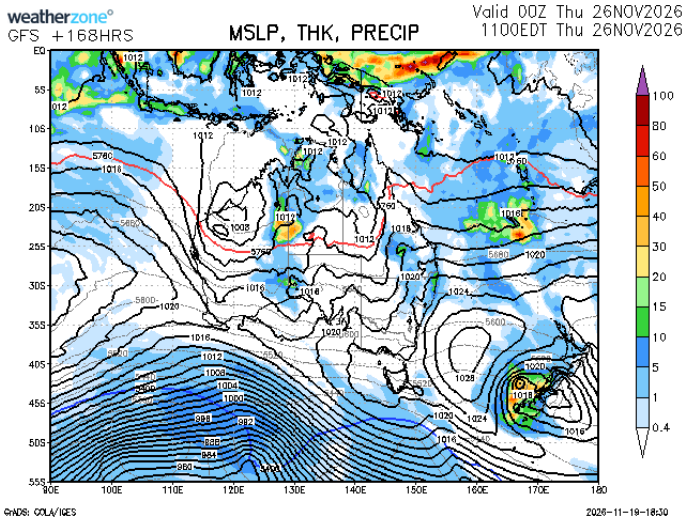

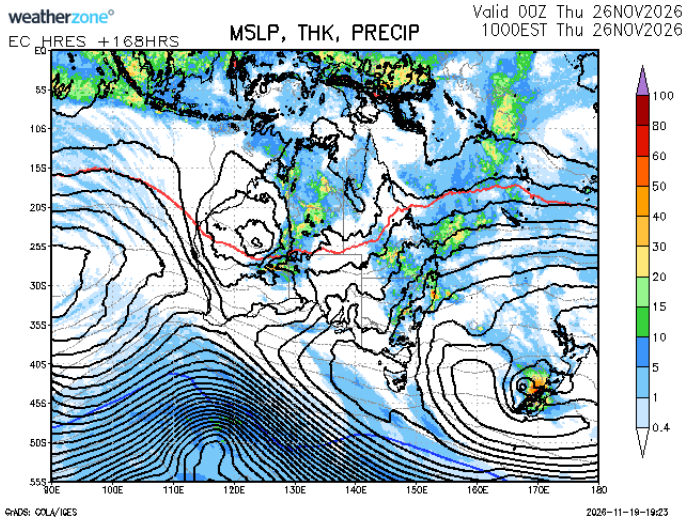

Yesterday's Analyses: Thu-26-Nov-2026

http://www.bom.gov.au/charts_data/IDY20002/current/pressureHgt/200hPa/IDY20002.pressureHgt-200hPa.000.png
https://reg.bom.gov.au/australia/charts/synoptic_col.shtml

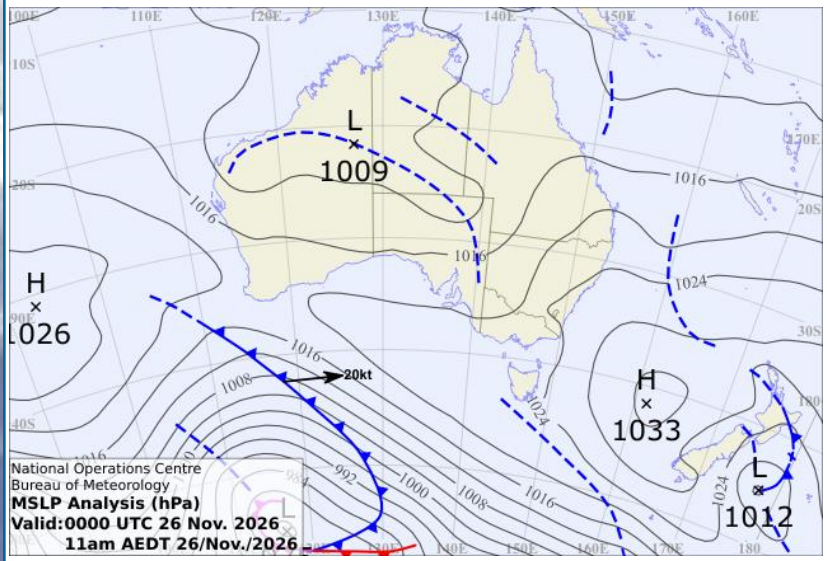

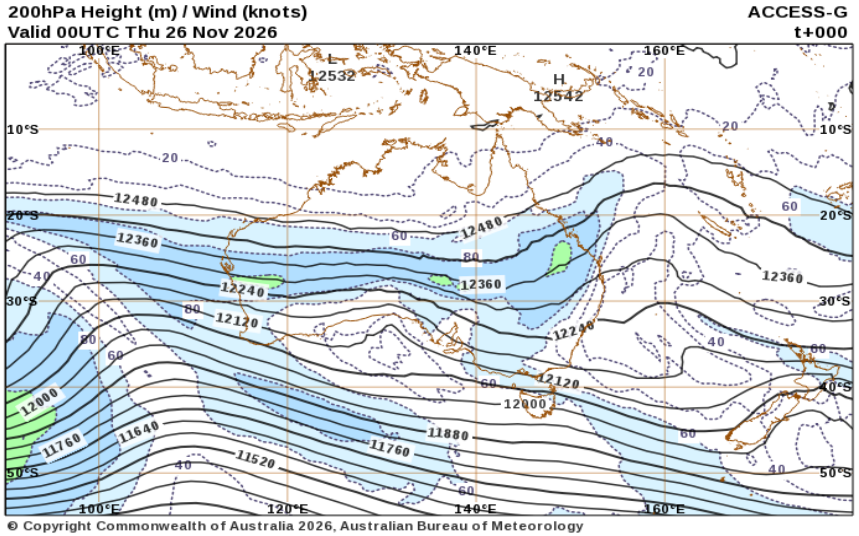

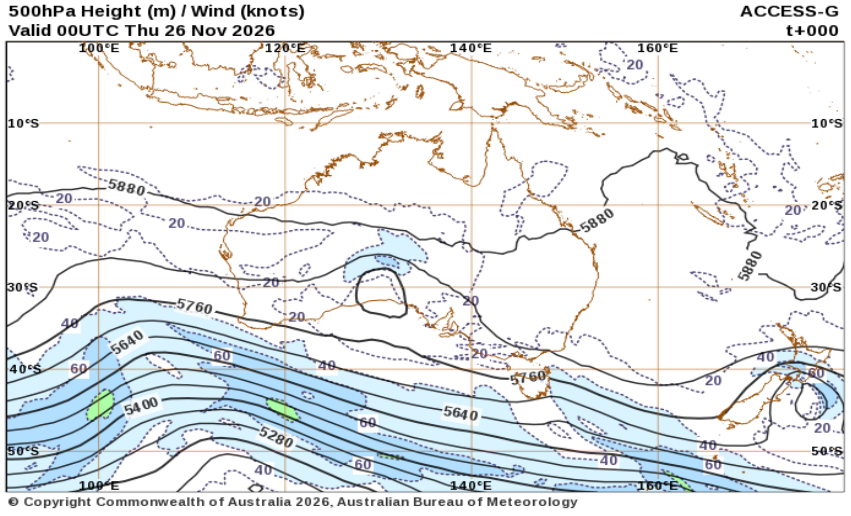

Yesterday's Satellite Image: Thu-26-Nov-2026



Next Week's BoM MSLP & Thickness Charts

Link:
http://www.weather-climate.com/ChartsSequence1.html

Next Week's BoM MSLP & Precip Charts

Link:

http://www.weather-climate.com/ChartsSequence2.html

Next Week's BoM 850 hPa Temp Charts

Link:

http://www.weather-climate.com/ChartsSequence3.html

Next Week's BoM Jet Stream Charts

Link:

http://www.weather-climate.com/ChartsSequence4.html

Climate Indices (1) : Daily Sea Surface Temperature:

https://climatereanalyzer.org/clim/sst_daily/?dm_id=world2

http://www.cpc.ncep.noaa.gov/products/analysis_monitoring/enso_update/gsstanim.gif

https://climatereanalyzer.org/clim/sst_daily/?dm_id=world2

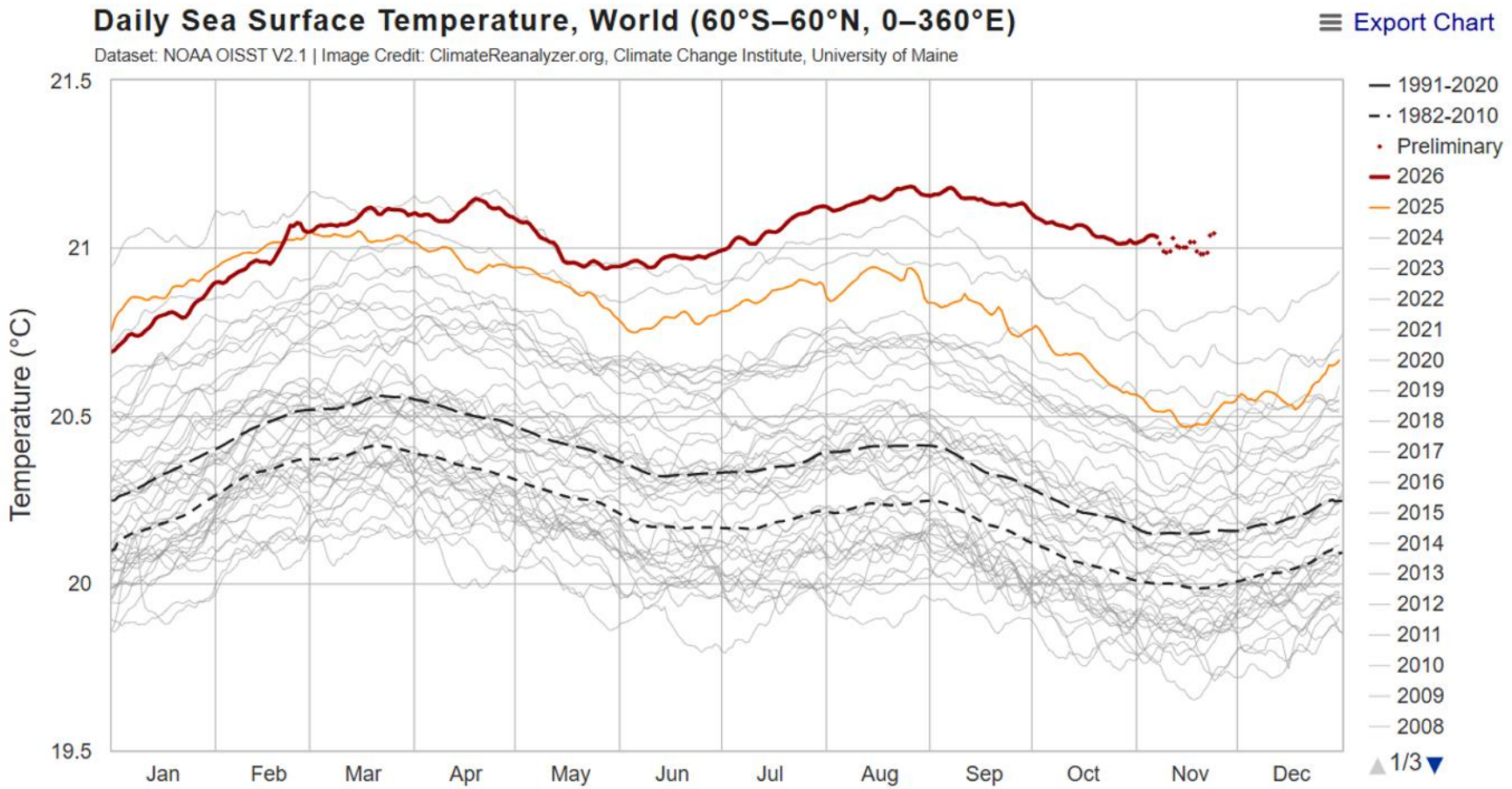

Climate Indices (2 & 3)

Current sea surface temperature observed & anomaly distribution:

http://www.cpc.ncep.noaa.gov/products/analysis_monitoring/enso_update/gsstanim.gif

https://climatereanalyzer.org/clim/sst_daily/?dm_id=world2

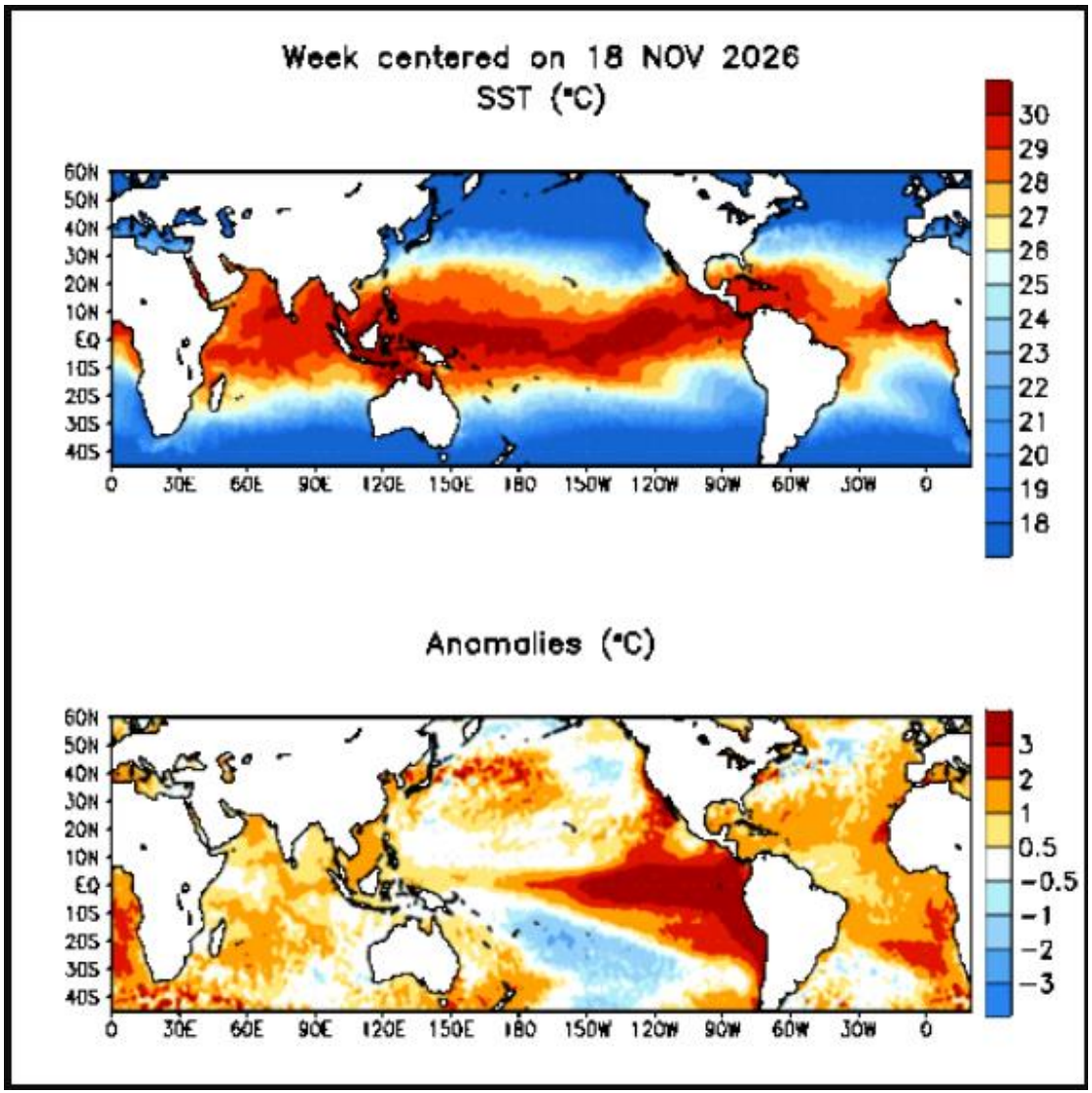

Climate Indices (4)

https://psl.noaa.gov/enso/mei/ ***https://www.longpaddock.qld.gov.au/soi/*** ***http://reg.bom.gov.au/climate/enso/indices.shtml?bookmark=iod***

http://reg.bom.gov.au/climate/mjo/

http://reg.bom.gov.au/climate/enso/#tabs=Pacific-Ocean&pacific=SOI

http://reg.bom.gov.au/climate/enso/indices.shtml?bookmark=iod

Multivariate Enso Index = +0.98

n/a

Indian Ocean Dipole = +0.53 deg C



S O I --9.8 (30) -14.99 (90)

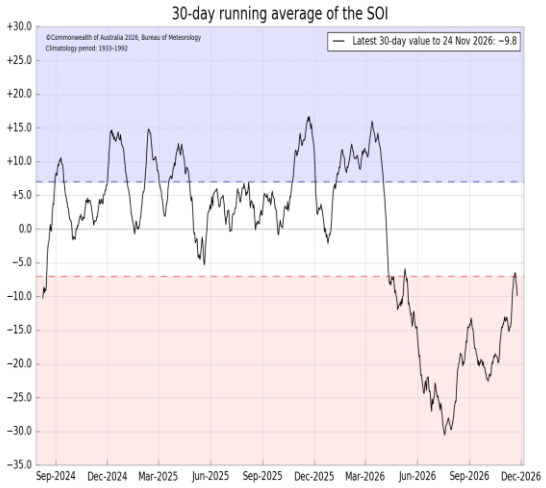

MADDEN JULIAN OSCILLATION: 2 W Indian O

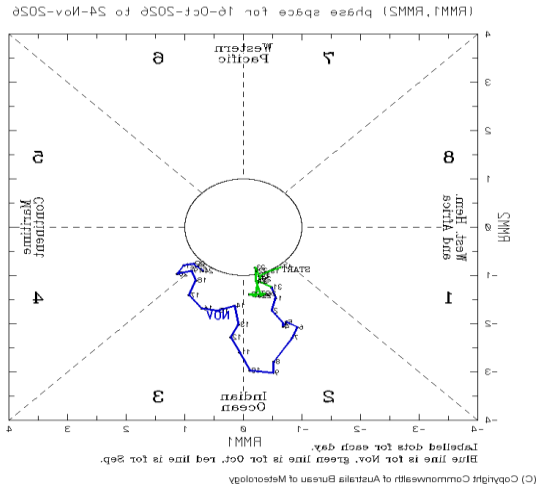

SST IN CENTRAL PACIFIC: +2.67 deg C



SST CLOSE TO SOUTH AMERICA: +5.61 deg C

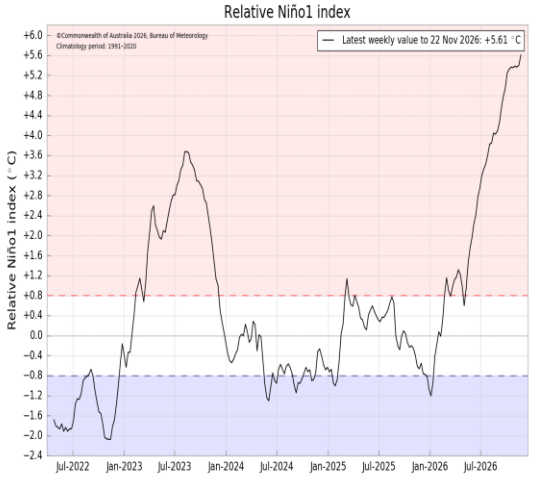

This Week's Bureau Outlook Maps

http://www.bom.gov.au/jsp/sco/archive/index.jsp?map=rain
http://www.bom.gov.au/jsp/sco/archive/index.jsp?map=tmax&outlook=median&period=season1&year=2024&month=05&day=16&y=2024&m=03&d=14
http://www.bom.gov.au/jsp/sco/archive/index.jsp?map=tmin&outlook=median&period=season1&year=2024&month=05&day=16&y=2024&m=03&d=14

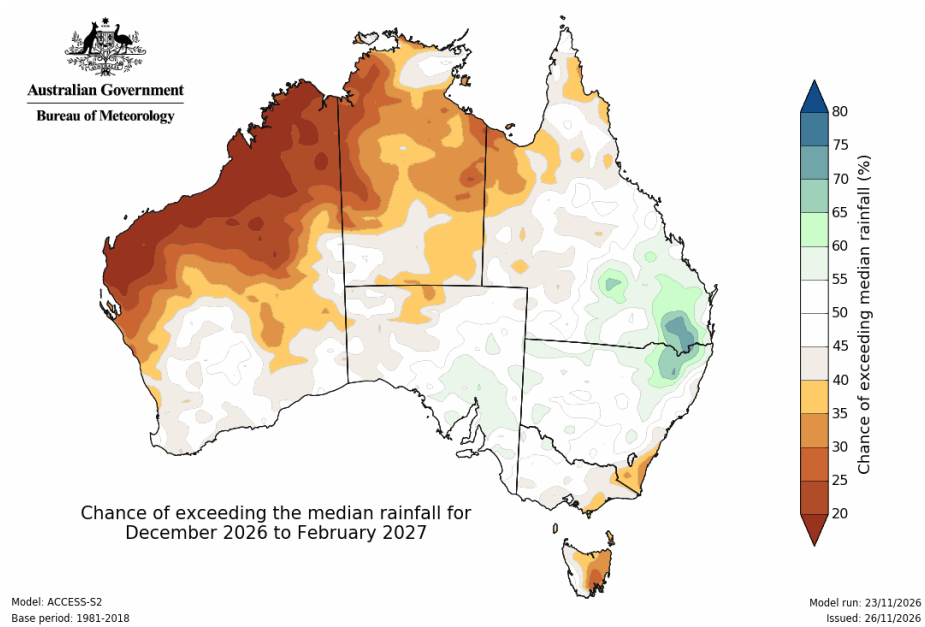

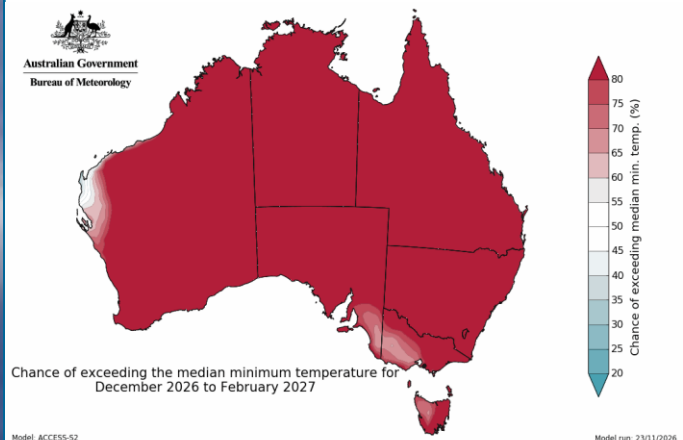

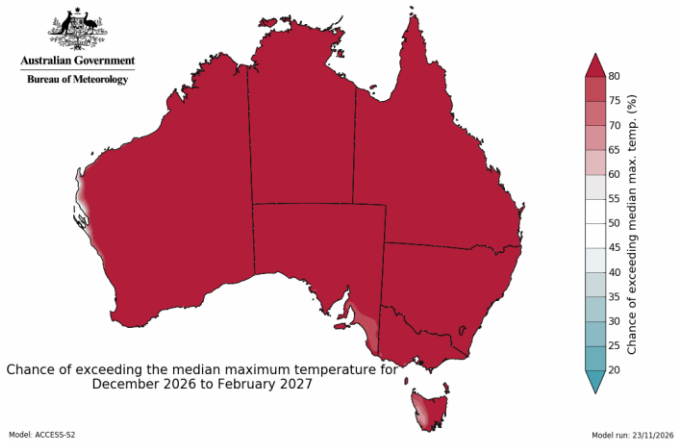

Potential Accuracy of Australian Rainfall Forecasts . . .

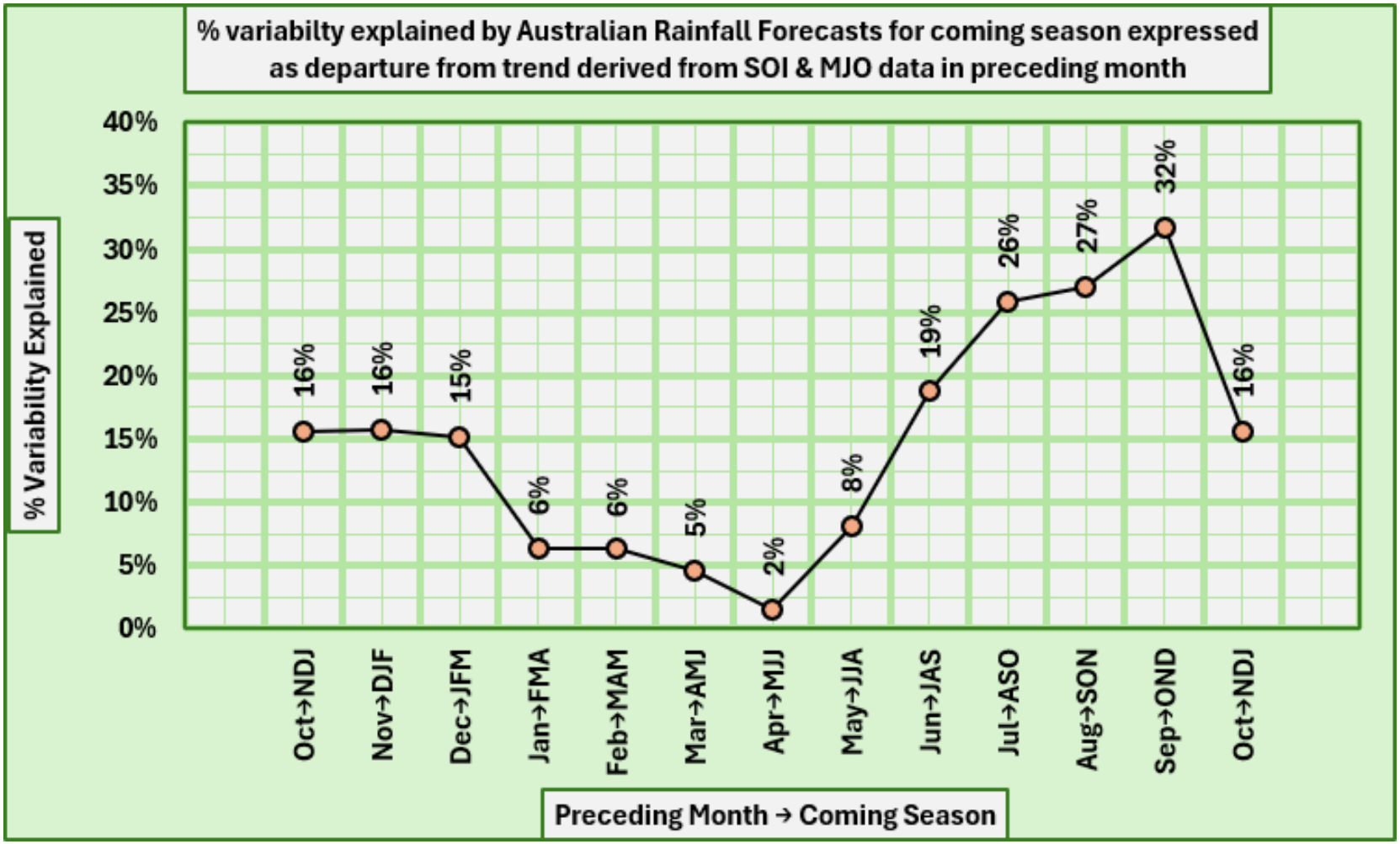

This Week's NWP Models . . .

Chart Discussion: Fri-27-Nov-2026 (Harvey Stern)

NWP Models: Fri-27-Nov-2026

BoM ACCESS MSL & 200 hPa, GFS, & EC

https://www.weatherzone.com.au/models/charts
http://www.bom.gov.au/charts_data/IDY20002/current/pressureHgt/200hPa/IDY20002.pressureHgt-200hPa.000.png
http://www.bom.gov.au/charts_data/IDY20301/current/mslp-thick/IDY20301.mslp-thick.000.png
http://www.bom.gov.au/charts_data/IDY20002/current/mslp-thick/IDY20002.mslp-thick.096.png

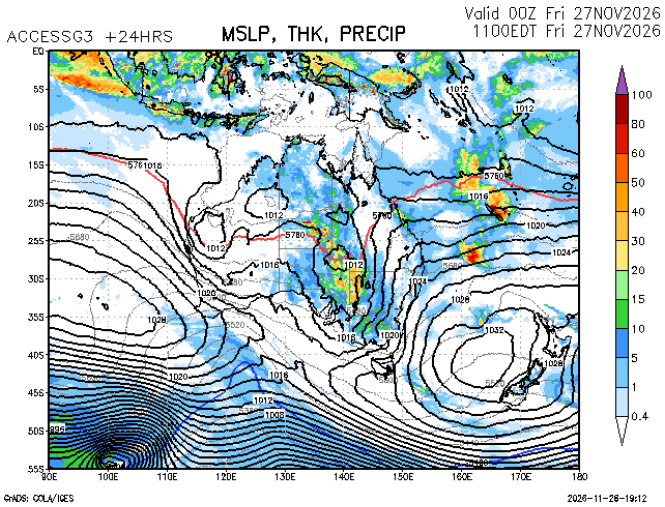

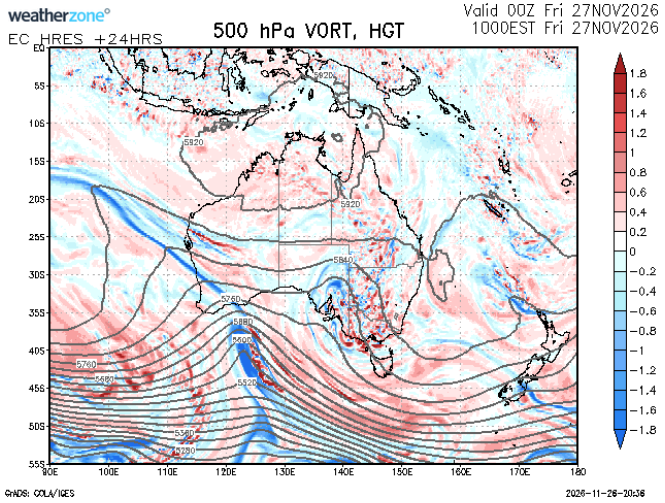

http://www.bom.gov.au/charts_data/IDY20002/current/mslp-thick/IDY20002.mslp-thick.024.png

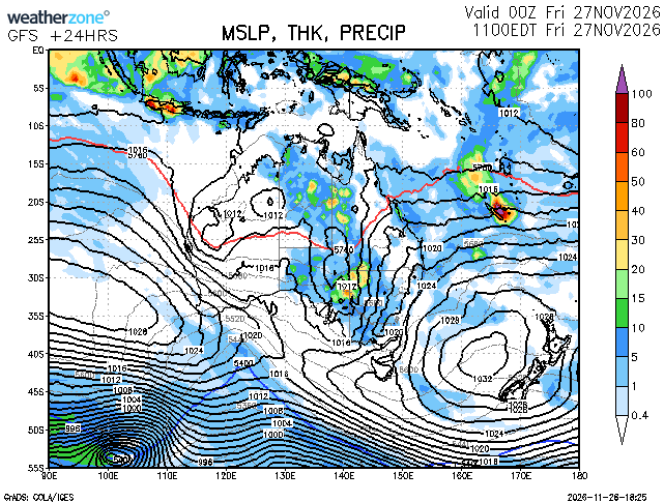

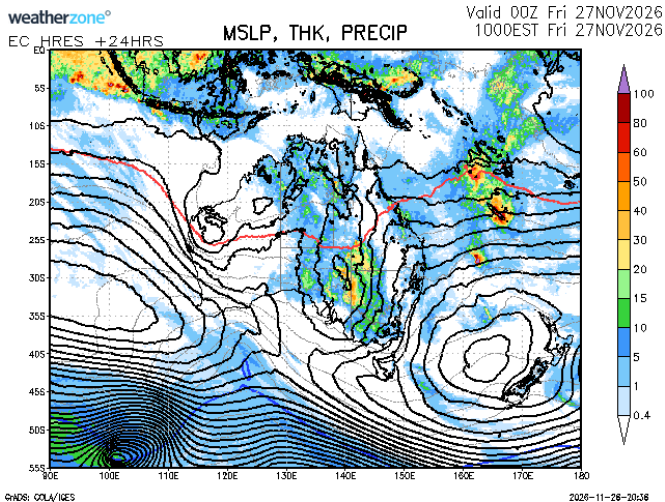

Chart Discussion: Fri-27-Nov-2026 (Harvey Stern)

NWP Models: Sat-28-Nov-2026

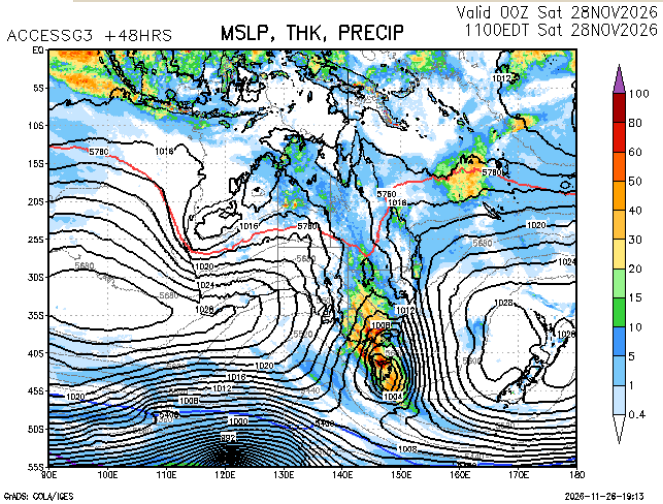

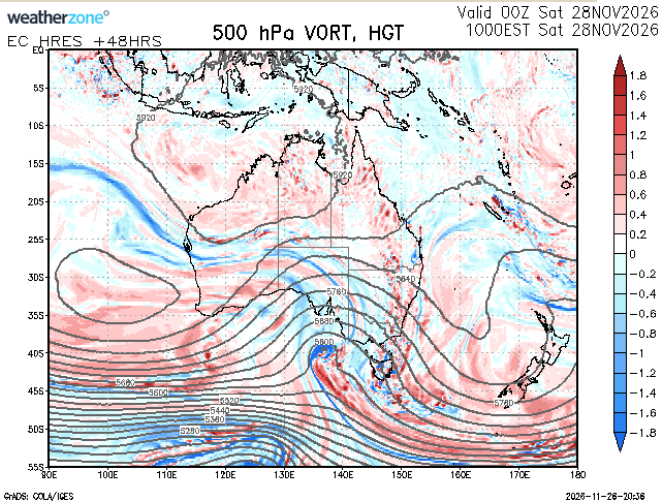

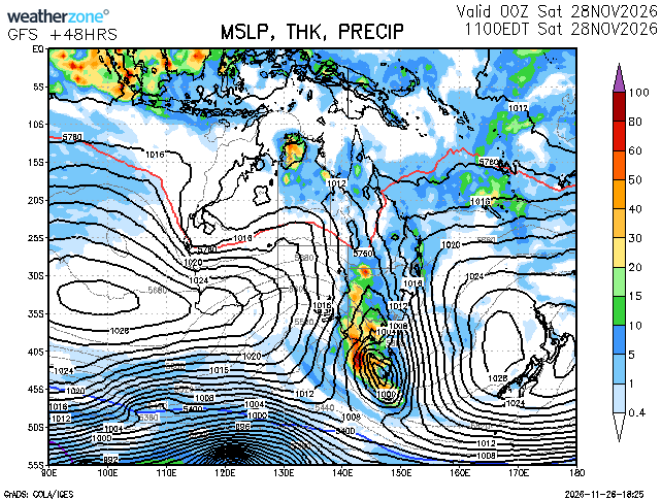

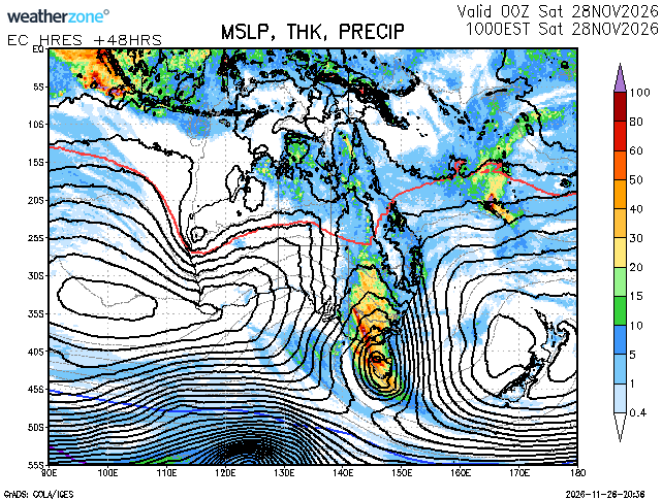

Chart Discussion: Fri-27-Nov-2026 (Harvey Stern)

NWP Models: Sun-29-Nov-2026

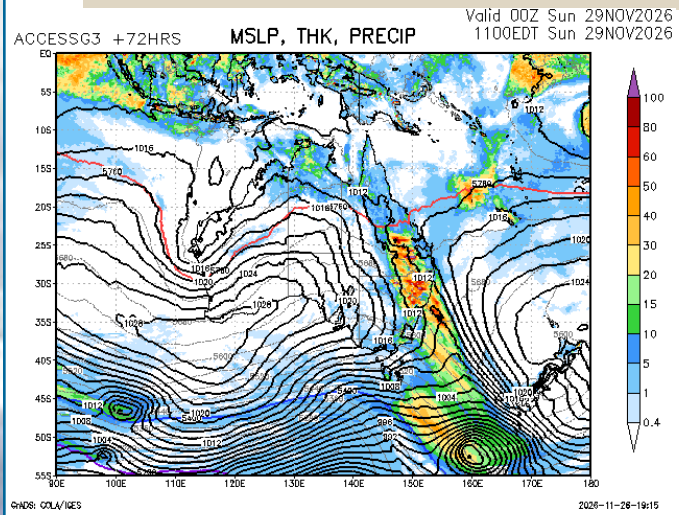

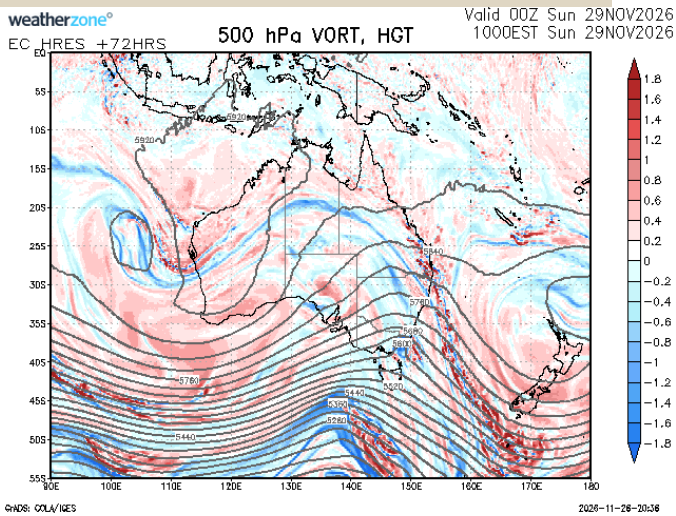

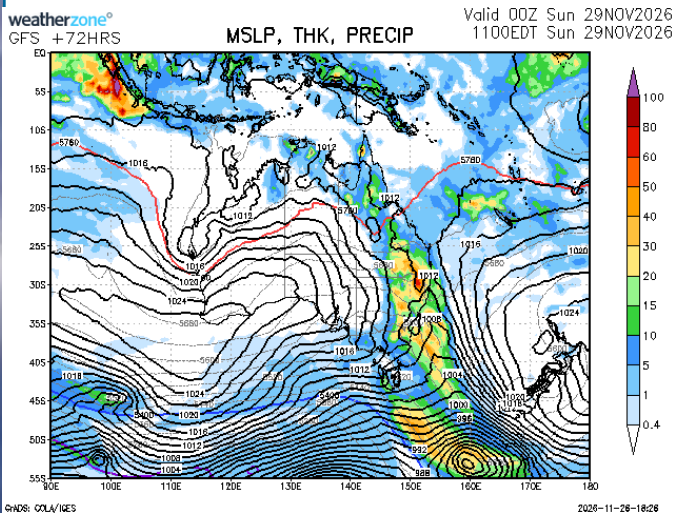

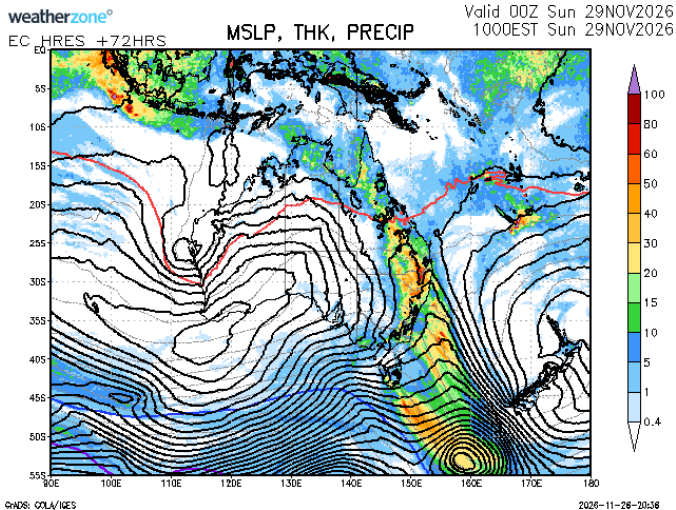

Chart Discussion: Fri-27-Nov-2026 (Harvey Stern)

NWP Models: Mon-30-Nov-2026

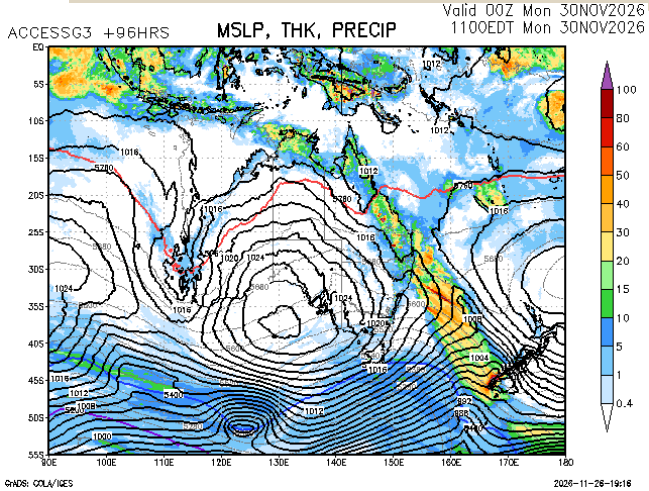

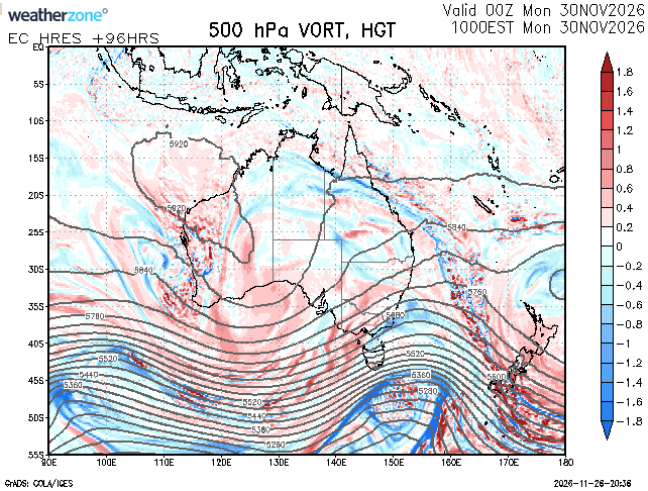

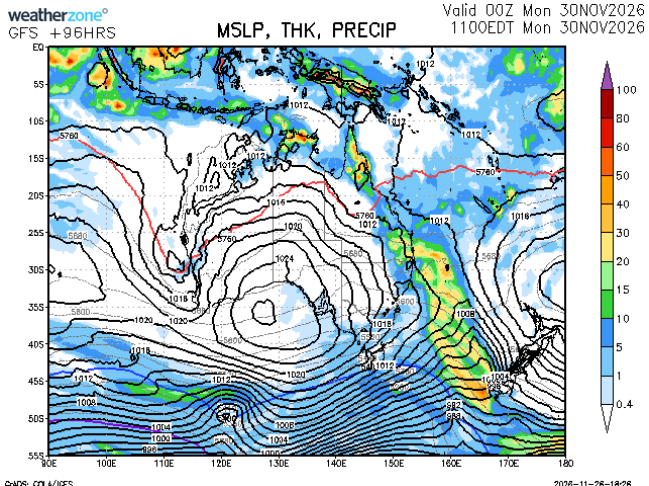

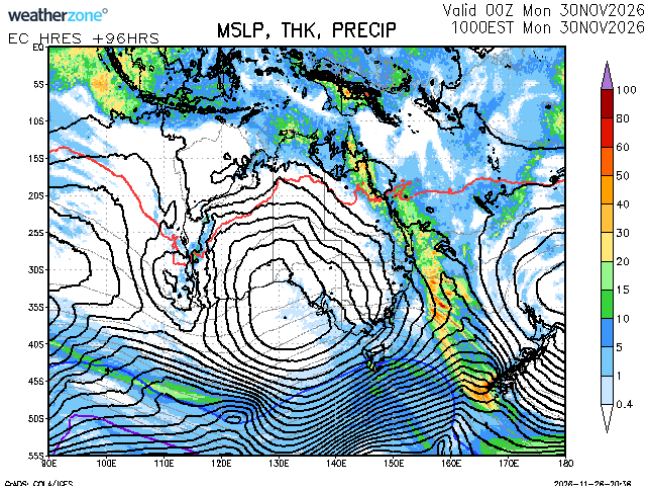

Chart Discussion: Fri-27-Nov-2026 (Harvey Stern)

NWP Models: Tue-01-Dec-2026

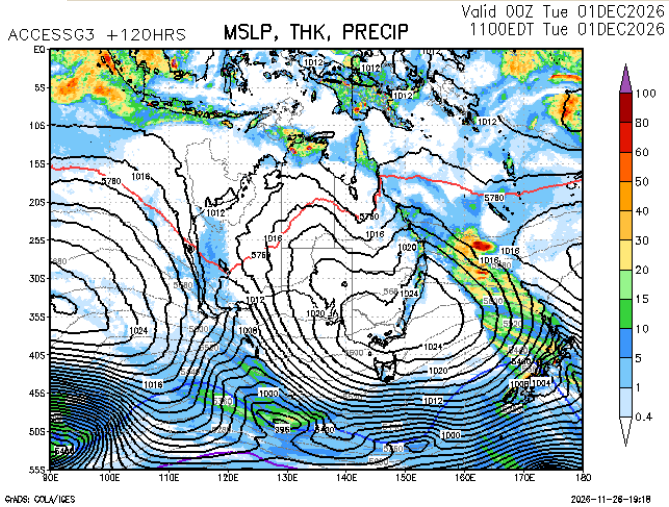

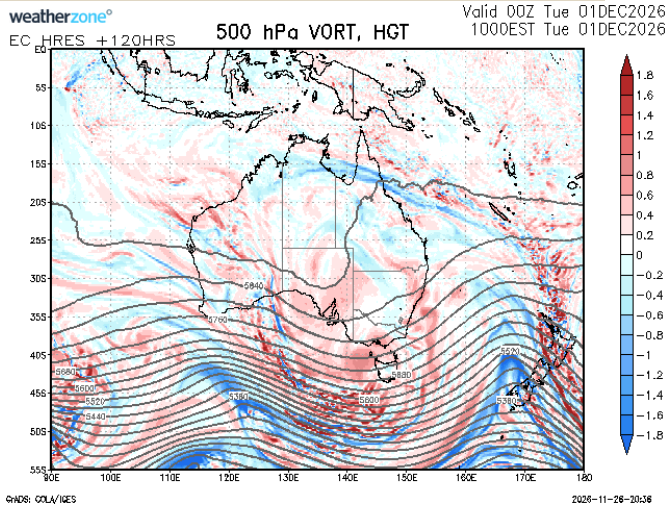

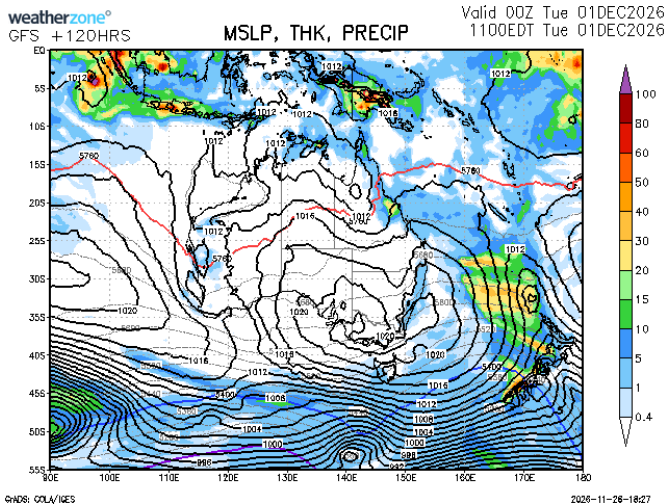

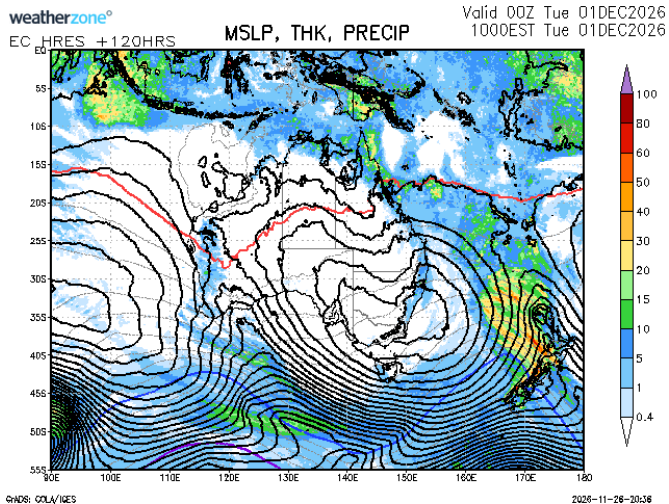

Chart Discussion: Fri-27-Nov-2026 (Harvey Stern)

NWP Models: Wed-02-Dec-2026

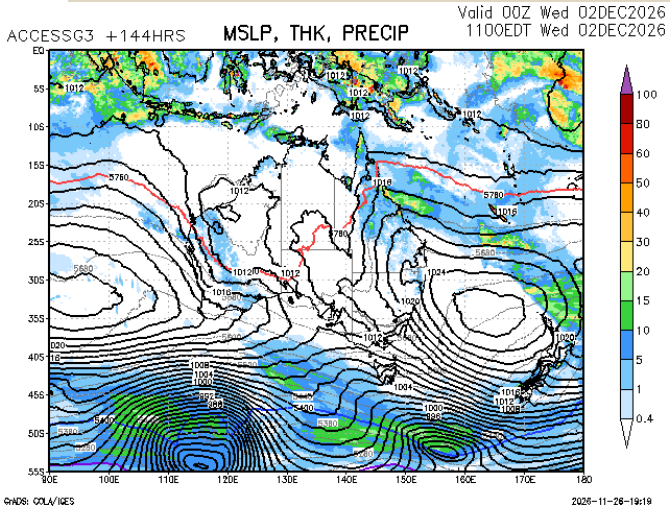

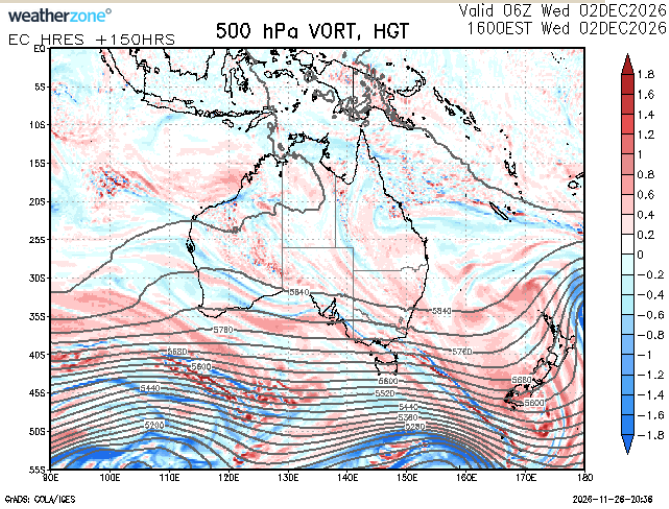

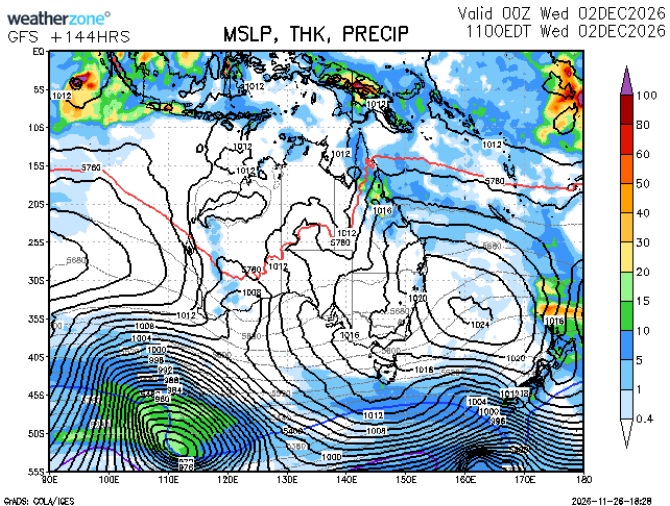

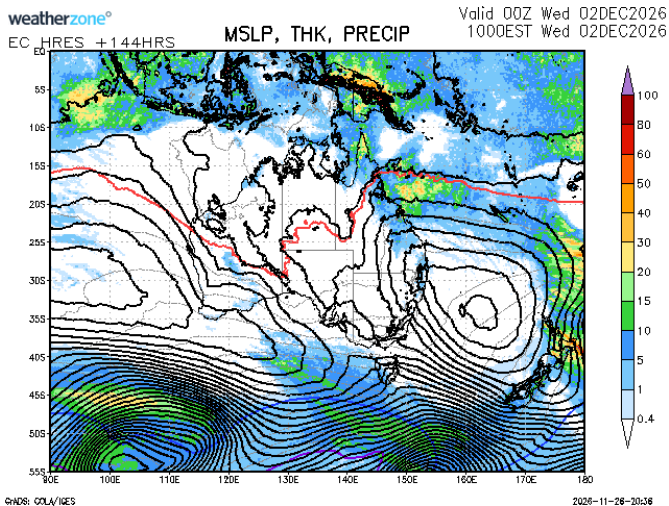

NWP Models: Thu-03-Dec-2026

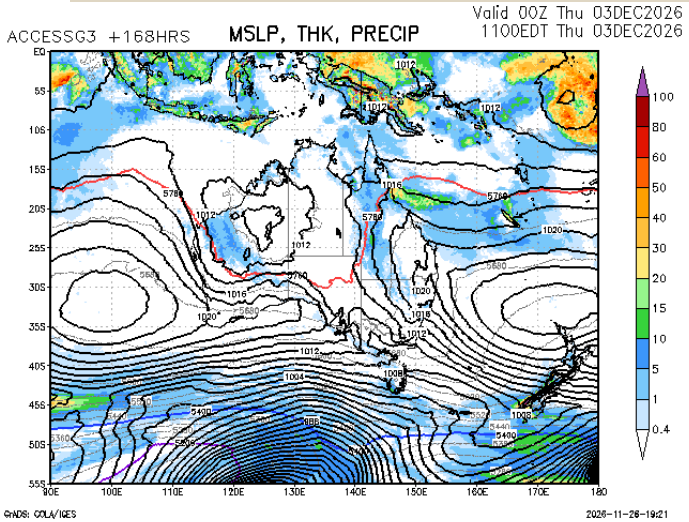

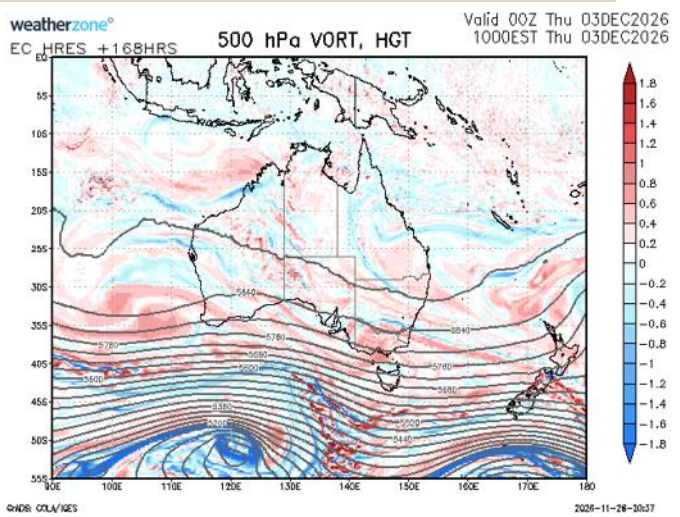

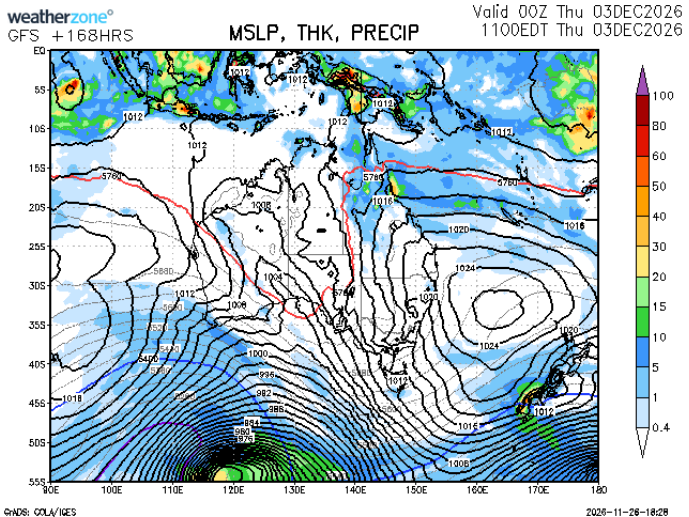

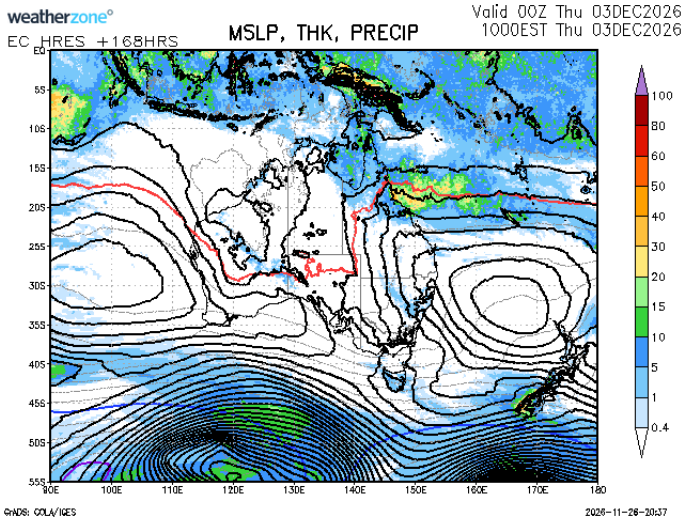

NWP Models: Fri-04-Dec-2026

https://meteologix.com/au/model-charts/standard/australia/geopotential-height-500hpa/20250801-0000z.html

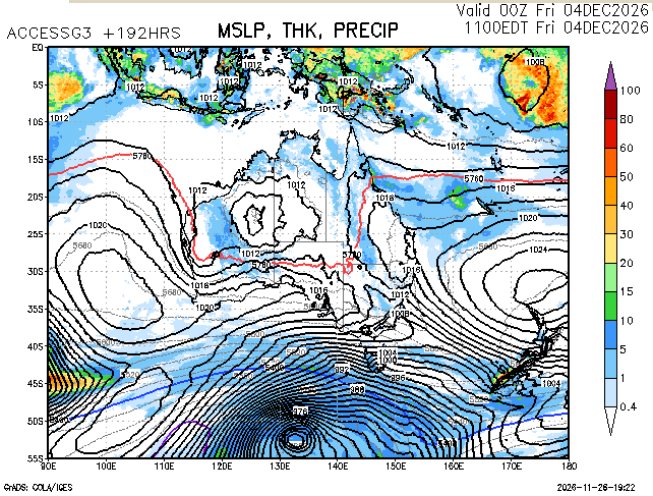

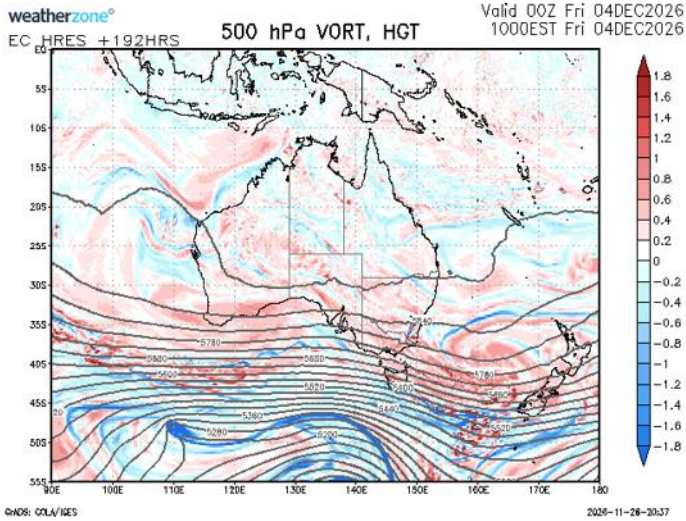

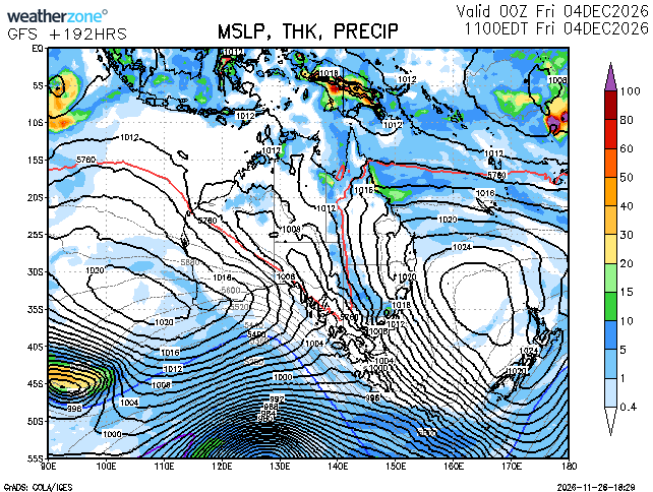

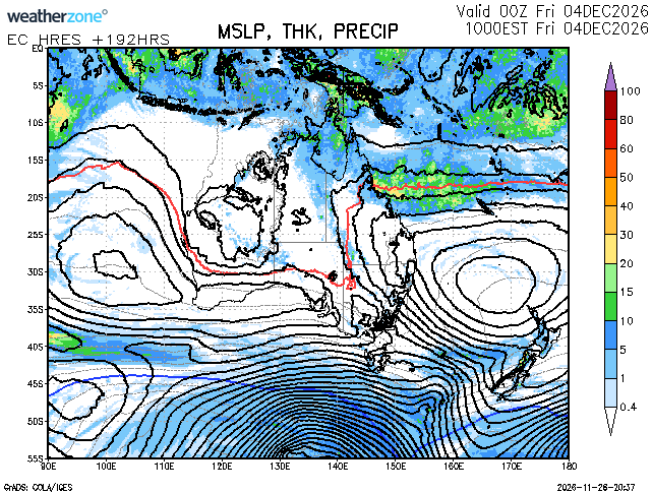

NWP Models: Sat-05-Dec-2026

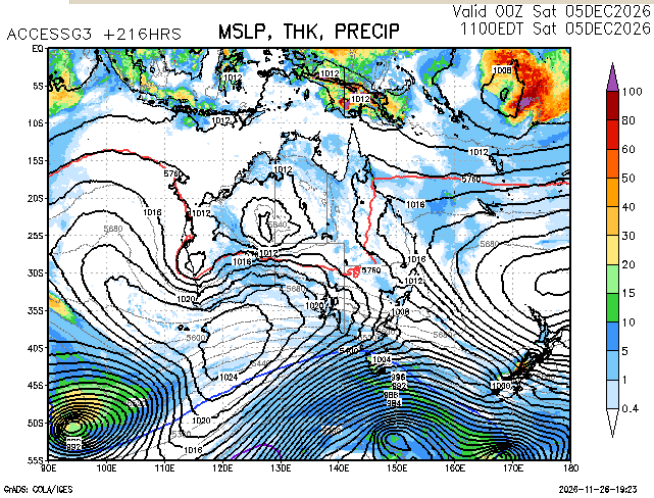

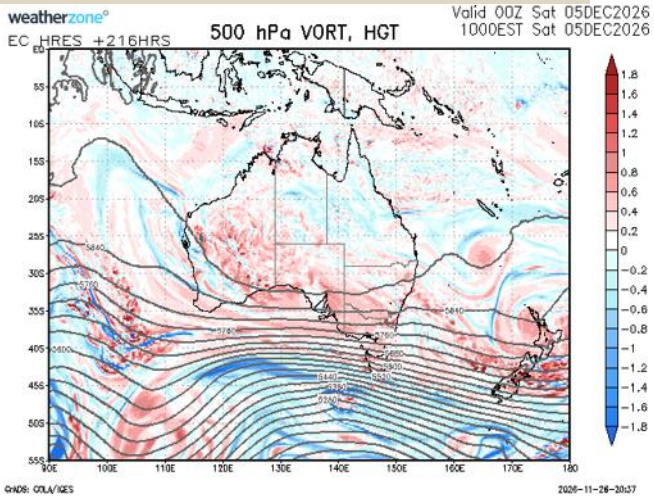

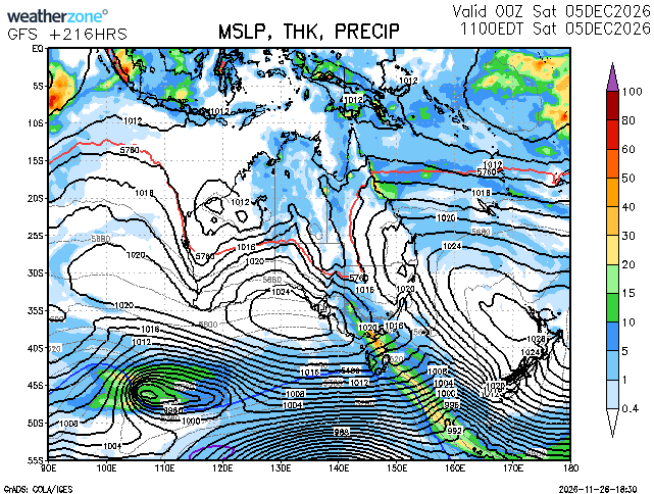

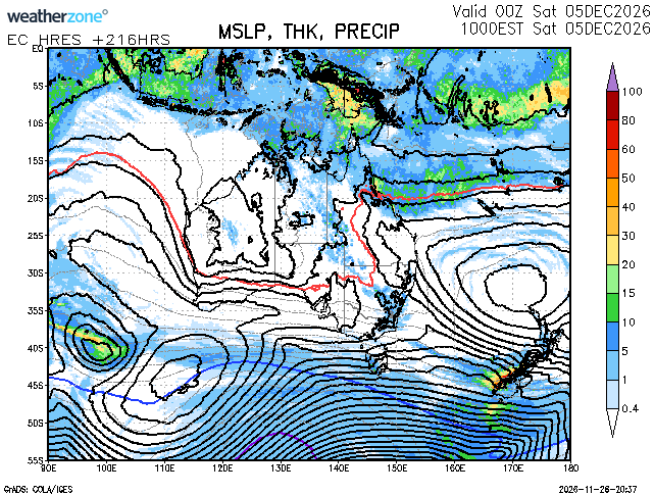

Chart Discussion: Fri-27-Nov-2026 (Harvey Stern)

NWP Models: Sun-06-Dec-2026

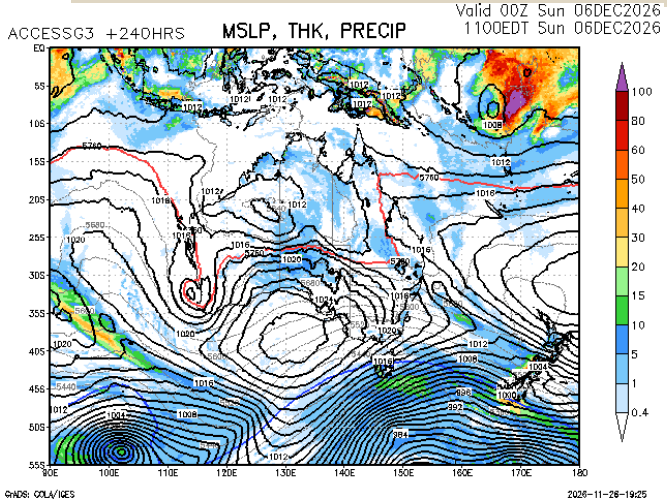

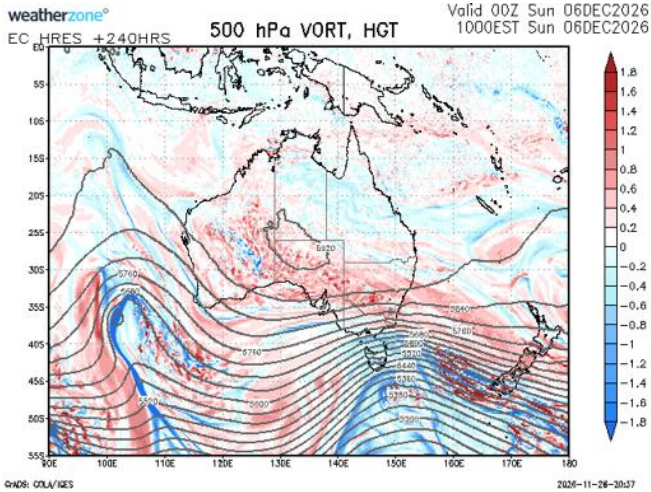

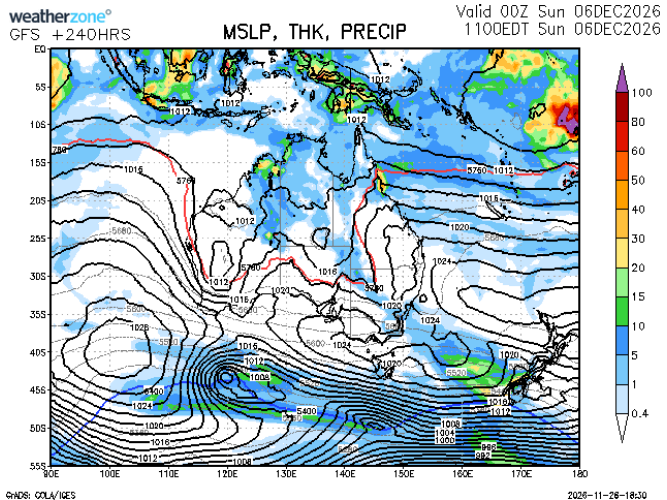

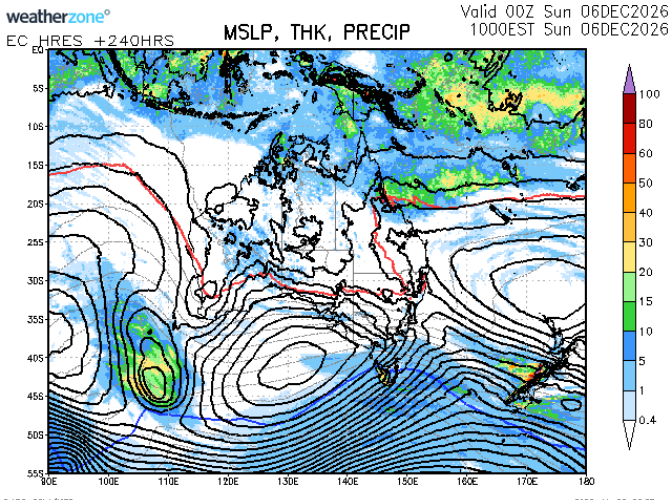

Next Two Weeks' GFS Melbourne Forecast (1)

Day	Date	Month	Year	Weather	Temperatures	Rain Amt	Rain Prob	9am Wind	3pm Wind	Synoptic Type	MSLP Melb	MSLP Hay	MSLP Smith	MSLP Gabo	MSLP Gamb	MSLP For
Fri.	27	Nov	2026	FEW SHOWERS	17.6°C to 28.2°C	8.2 mm	60%	N 15 km/hr	N 20 km/hr	Moderate NNE Anticyclonic	19.6	17.5	21.1	22.5	15.6	16.6
Sat.	28	Nov	2026	RAIN	17.9°C to 22.7°C	8.4 mm	92%	WNW 15 km/hr	WSW 20 km/hr	Moderate WSW Cyclonic	6.1	7.9	-0.2	7.6	10	22.1
Sun.	29	Nov	2026	OCCASIONAL SHOWERS	13.4°C to 18.8°C	2 mm	75%	SW 15 km/hr	SSW 20 km/hr	Moderate SSW Cyclonic	13.1	13.1	10.7	9.9	16.3	24.9
Mon.	30	Nov	2026	BECOMING CLOUDY	12.3°C to 17.5°C	0 mm	31%	SW 15 km/hr	SSW 20 km/hr	Moderate SSW Cyclonic	19	18.8	16.8	15.3	21.5	24.4
Tue.	01	Dec	2026	MOSTLY SUNNY	11.1°C to 23.1°C	0 mm	14%	VRB 3 km/hr	SSE 12 km/hr	Light Variable Antiycylonic	22.1	21	20.9	22.3	22.2	17.6
Wed.	02	Dec	2026	MOSTLY SUNNY	13.9°C to 29.3°C	0 mm	14%	N 15 km/hr	NNW 20 km/hr	Light NNW Anticyclonic	17.9	18	16.6	18	16.3	11.3
Thu.	03	Dec	2026	SUNNY	17.4°C to 33.6°C	0 mm	3%	N 35 km/hr	N 25 km/hr	Moderate NNW Anticyclonic	14.3	15.1	12.7	16.5	9.7	3.3

Next Two Weeks' GFS Melbourne Forecast (2)

Day	Date	Month	Year	Weather	Temperatures	Rain Amt	Rain Prob	9am Wind	3pm Wind	Synoptic Type	MSLP Melb	MSLP Hay	MSLP Smith	MSLP Gabo	MSLP Gamb	MSLP For
Fri.	04	Dec	2026	MOSTLY SUNNY	19.9°C to 35.5°C	0 mm	13%	N 35 km/hr	NW 35 km/hr	Strong WNW Cyclonic	8.5	12.7	4.8	11.5	4	12
Sat.	05	Dec	2026	BECOMING CLOUDY	15.2°C to 18.8°C	0 mm	37%	SSW 15 km/hr	S 20 km/hr	Moderate SSE Cyclonic	20.6	17.8	18.4	17.7	22.9	22.7
Sun.	06	Dec	2026	PARTLY CLOUDY	12.5°C to 22.6°C	0 mm	20%	S 5 km/hr	S 15 km/hr	Light ENE Anticyclonic	23.7	21.2	23.7	24.4	23.4	19.2
Mon.	07	Dec	2026	MOSTLY SUNNY	12.9°C to 20.5°C	0 mm	19%	SW 10 km/hr	S 15 km/hr	Light SSW Cyclonic	14.9	14.9	14.2	14.7	16.8	15.2
Tue.	08	Dec	2026	MOSTLY CLOUDY	12.7°C to 18.2°C	0 mm	31%	SSW 15 km/hr	S 20 km/hr	Moderate SSE Antiyclonic	18.7	14.9	18.2	16.5	20.8	16.1
Wed.	09	Dec	2026	BECOMING SUNNY	11.7°C to 18.4°C	0 mm	16%	SW 15 km/hr	S 20 km/hr	Moderate SSW Antiyclonic	18.6	16.7	14.7	15	21	16.5
Thu.	10	Dec	2026	SUNNY	12.2°C to 19.4°C	0 mm	7%	SSW 10 km/hr	S 15 km/hr	Light SSE Antiyclonic	19.4	16.6	16.9	16.9	20.6	13.2
Fri.	11	Dec	2026	MOSTLY SUNNY	13.8°C to 28°C	0 mm	19%	N 10 km/hr	S 15 km/hr	Light NNE Anticyclonic	12.2	10.9	11.7	13.9	11.3	7

Melbourne Long Range Forecast for the Upcoming Period

Thank You . . .